



We Tame Photons to Work for You!



Products > LEDs > Surface Mount > Right Angle > 4mm x 3.6mm

Features / Options

Applications / Uses

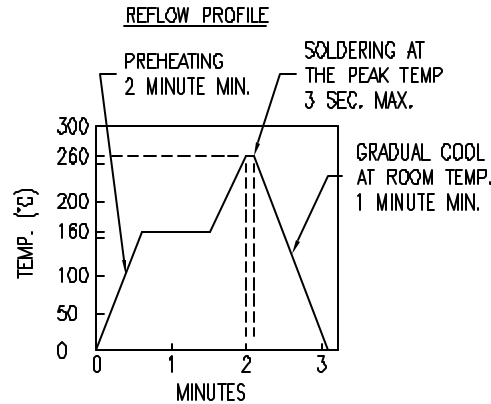
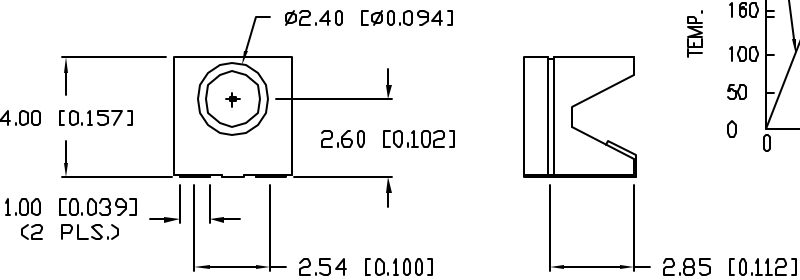
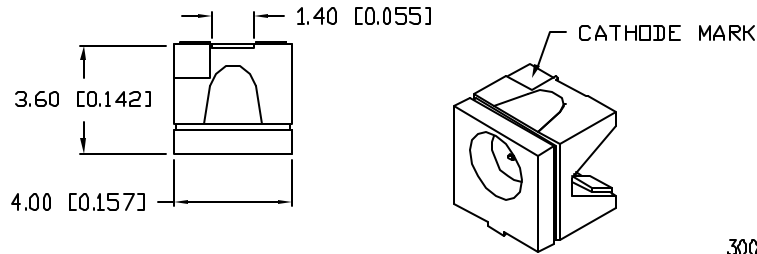


- ▶ REF
- ▶ State-of-the-Art, High Brightness Chip Technology
- ▶ Choice of Colors and Lens Finishes
- ▶ Lead Frame / Lens Casting Reliability
- ▶ Easy-to-Solder Leads, Tin Finish
- ▶ Available Bulk or on Tape and Reel
- ▶ Lead Trimming and Forming Available
- ▶ Custom Shapes, Easily Tooled, Low Minimum

- ▶ Board or Panel Indication or Illumination
- ▶ Annunciator and Control Panels
- ▶ Telecom Switches and Central Station Equipment
- ▶ Large Panel Indicators

Part Number:	Brightness	Dice Material	Emitted Color	Peak Wavelength	Epoxy Lens	Operating Typ Vf (V)	Intensity Typ, mcd @ 20 mA	View Angle 2x Theta		
SML-LXR44GC-TR	STANDARD	GaP	Green	565	Clear	2.2	25	90		—
SML-LXR44IC-TR	STANDARD	GaAsP	Red	635	Clear	2.0	25	90		—
SML-LXR44SIC-TR	HIGH	AlInGaP	Red	636	Clear	2.0	170	90		—
SML-LXR44SOC-TR	HIGH	AlInGaP	Orange	610	Clear	2.0	170	90		—
SML-LXR44SRC-TR	STANDARD	GaAlAs	Red	660	Clear	1.7	80	90		—
SML-LXR44SUGC-TR	HIGH	AlInGaP	Green	574	Clear	2.2	210	90		—
SML-LXR44SYC-TR	HIGH	AlInGaP	Yellow	590	Clear	2.0	200	90		—
SML-LXR44UPGC-TR	HIGH	InGaN	Green	525	Clear	3.5	150	120		—
SML-LXR44USBC-TR	HIGH	InGaN	Blue	470	Clear	3.5	170	120		—
SML-LXR44UWC-TR	HIGH	InGaN	White	-	Clear	3.5	120	90		—

REV.	E.C.N. NUMBER AND REVISION COMMENTS	DATE
A	E.C.N. #10849.	4.1.02
B	E.C.N. #10968.	3.13.03



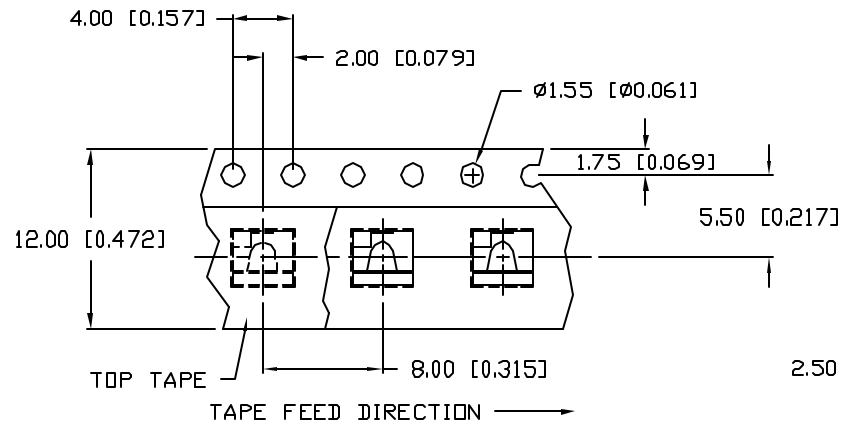
ELECTRO-OPTICAL CHARACTERISTICS $T_A=25^\circ\text{C}$ $I_f=20\text{mA}$

PARAMETER	MIN	TYP	MAX	UNITS	TEST COND
PEAK WAVELENGTH		660		nm	
FORWARD VOLTAGE		1.7	2.2	V_f	
REVERSE VOLTAGE	5.0			V_r	$I_f=100\mu\text{A}$
AXIAL INTENSITY		80		mcd	$I_f=20\text{mA}$
VIEWING ANGLE		90		2x theta	
EMITTED COLOR:	RED				
EPOXY LENS FINISH:	WATER CLEAR				

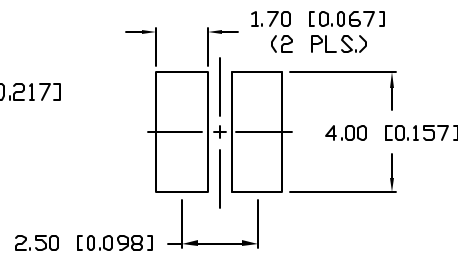
LIMITS OF SAFE OPERATION AT 25°C

PARAMETER	MAX	UNITS
PEAK FORWARD CURRENT*	160	mA
STEADY CURRENT	30	mA
POWER DISSIPATION	100	mW
DERATE FROM 25°C	-1.2	mW/ $^\circ\text{C}$
Ⓜ OPERATING TEMP.	-40 TO +85	$^\circ\text{C}$
Ⓜ STORAGE TEMP.	-40 TO +85	$^\circ\text{C}$

* $t < 10\mu\text{s}$



RECOMMENDED SOLDER PAD LAYOUT



NOTES:

- 500 PIECES PER REEL.
- THE CATHODE IS ORIENTED TOWARDS THE TAPE SPROCKET HOLE.

*UNLESS OTHERWISE SPECIFIED TOLERANCES PER DECIMAL PRECISION ARE: X=±1 (±0.039), XX=±0.5 (±0.020), XXX=±0.25 (±0.010), XXXX=±0.127 (±0.005), LEAD SIZE=±0.05 (±0.002), LEAD LENGTH=±0.75 (±0.030), MIN.=+DECIMAL PRECISION -0.00, MAX.=+0.00 -DECIMAL PRECISION

REV. B	PART NUMBER SML-LXR44SRC-TR
-----------	--------------------------------

CONFIDENTIAL INFORMATION
THE INFORMATION CONTAINED IN THIS DOCUMENT IS THE PROPERTY OF LUMEX INC. EXCEPT AS SPECIFICALLY AUTHORIZED IN WRITING BY LUMEX INC., THE HOLDER OF THIS DOCUMENT SHALL KEEP ALL INFORMATION CONTAINED HEREIN CONFIDENTIAL AND SHALL PROTECT SAME IN WHOLE OR IN PART FROM DISCLOSURE AND DISSEMINATION TO ALL THIRD PARTIES.



RIGHT ANGLE BOOMERANG SURFACE MOUNT LED,
660nm SUPER RED LED, WATER CLEAR LENS.

RELIABILITY NOTE
OUR MANY YEARS OF EXPERIENCE DATA ACCUMULATION INDICATE THAT SOLDER HEAT IS A MAJOR CAUSE OF EARLY AND FUTURE FAILURE. PLEASE PAY ATTENTION TO YOUR SOLDERING PROCESS.

DRAWN BY: CT	CHECKED BY:	APPROVED BY:	DATE: 11.27.01 PAGE: 1 OF 1 SCALE: N/A
-----------------	-------------	--------------	--